



HI

We hope you are well! Welcome to your November Investigator pack. We loved meeting all the Investigators on our first call and are already counting down to our next workshop this month. Thank you for sending us your film clips, investigator profiles and stamp designs. They look amazing!

We've got a lot of exciting things to do this month before the next Climate Assembly. This month, your mission as Investigators is to explore what climate change is, what impacts it is having on our natural world and what this means for people too. You'll also be looking at all the 100 children's survey responses and artwork and beginning to think about a vision for Scotland's future.

This month, we'll be joined by climate experts who are excited to meet you and talk to you about what impact climate change is having in Scotland and across the world. Kate will be joining us on the 12th November and Ellie will be joining us on the 26th November:

WORKSHOP 2 – WHAT IS CLIMATE CHANGE?

Date: Thursday 12th November 2020

Time: 9.30am – 11am



I am Kate and work at the University of Edinburgh. I teach students about the impacts of climate change and what we can do to help people survive and thrive. I am also a scientist and do research with communities all over the world but I also do research in Edinburgh. I love living in the capital city of Scotland and I especially like taking my little puppy called Adi for walks in the countryside.



Scotland's Climate
Assembly
Seanadh Gnàth-shìde
na h-Alba

WORKSHOP 3 – A VISION FOR THE FUTURE

Date: Thursday 26th November 2020

Time: 9.30am – 11am





My name is Ellie Murtagh. I work for Adaptation Scotland and I help organisations prepare for climate change. I live in Edinburgh. In my spare time I like to go walking with my golden retriever puppy, Luna, and bake cakes.



WE CAN'T WAIT TO SEE YOU AGAIN SOON!

If you have any questions, you can speak to your teacher or ask your parent/carer to get in touch with Katie by emailing katie@childrensparliament.org.uk.

Katie & Sandra
Children's Parliament



THIS MONTH'S CHECKLIST

Before our call on Thursday 12th November, your mission is to complete the following tasks:

☐ WATCH THIS WEE ANIMATION ABOUT CLIMATE CHANGE.

We've all heard about it but what is climate change and what is it doing to our planet? Climate change (also sometimes called **global warming**) is the process of our planet heating up. We found this animation really helpful, so we hope you do too:




<https://www.youtube.com/watch?v=Sv7OHfpIRfU>

☐ EXPLORE OUR CHANGING PLANET.



Many people around the world are noticing that climate change is impacting where they live. Using Google Earth's timelapse, we'd like you to investigate the changes that are happening to our planet:

Earthengine.google.com/timelapse/

Choose **two or three** of the places listed in the timelapse. Discuss the following questions in your Investigator team:

-  What changes can you see happening here?
-  Why might these changes be happening?
-  What impact might these changes have on the environment and on people's lives?

Next, type in the name of your hometown in the timelapse using the search box. If you can't find it, have a search for another place in Scotland.

-  Have there been any big changes in your community over time?
-  What impact do you think these changes might be having on the environment and on people's lives in your community?

❑ CREATE YOUR GIANT DICE.

We're going to play a game on our second call using your very own giant dice. After cutting out the shape, fold along the dotted lines and peel back the double-sided sticky tape to stick the tabs together.

While you are making your dice, you might like to listen to **'The Sound of Climate Change'**. Our Earth's climate is changing and it is changing fast. Some places are getting unusually hot while others are getting unusually cold. Because this is happening over time, it can be tricky to notice the changes. In this film, you will 'hear' the changes happening:

https://www.youtube.com/watch?v=-V2Uc8Kax_g


Before our call on Thursday 26th November, your mission is to complete the following tasks:

❑ INTERVIEW SOMEONE YOU KNOW ABOUT YOUR COMMUNITY.

We'd like you to investigate what other people in your community think and feel about climate change and its impact on where you live. Use the Investigator Interview template to prepare for your interview. We can't wait to hear what you find out!

❑ DESIGN YOUR COMMUNITY MAP.

In your pack, you will find a large map of your community and an instruction sheet. Your task is to bring your map to life with colour, images and ideas to show how your community is affected by climate change and what your community is doing to make things better for the environment.





Happy, Healthy, Safe Dice

**Children would be
healthier if...**

**One thing that keeps
me happy is...**

**One thing that keeps
me safe is...**

**Children would be
happier if...**

**One thing that keeps
me healthy is...**

**Children would be
safer if...**

**Cut out the shape
and fold across the
dotted lines.**

**Then peel off the
double-sided sticky
tape and create
your dice.**

Community Map

This activity is about your community, the place you live in and its connection to climate change. It's important to find time to really gather your ideas and views on the map but also to decorate it nicely. You will share your map with the other investigators on our call on **Thursday the 26th November 2020**.

YOU WILL NEED:



Glue sticks



Collage Material



Colouring pens



Scissors



Community map



Star stickers




⌚ DURATION:

This activity might take you about **60-90 minutes** in total. You can plan a break in between or do it in multiple sessions.






STEP 1 – OUR COMMUNITY

Firstly, we'd like you to bring your community map to life using the art and collage materials in your box, or in your school. Here's some questions to help you get started:

-  What does your community look like?
-  Which places are important to children and adults in your community and why?
-  What is unique or special about your community?

STEP 2 – IMPACT OF CLIMATE CHANGE

Next, write your thoughts to the following questions onto your map:

-  What causes climate change in your community?
 -  What impact does climate change have on your community? How does it affect people and the environment around you? How do you know that?
 -  Using the star stickers to mark spots on the map, give examples of the good things that are happening in your community already to reduce the impact of climate change.
-

STEP 3 – CHANGING AND ADAPTING

We want to know what you think your community could do better or more of to tackle climate change.

- 🐛 Do you feel your community is doing enough to tackle climate change?
- 🐛 What could you and people in your community do more of to tackle Climate Change?


We can all do our bit as individuals and as a community but you might also want to think about what decision makers like local councils and business/corporations could do too.

STEP 4 – PRESENTATION

We'd like you to email us a photo of your map before the call so we can show it to everyone on screen. You'll have **3-5 minutes to talk** to everyone about your map on the call.

- 🐛 Before hand, have a think about who would like to present.
- 🐛 Do you want to present it as a group?
- 🐛 Who says what? You might also want to have a practice run before the call.

**HAVE FUN! WE ARE
SO EXCITED TO HEAR
AND SEE ALL YOUR
INVESTIGATION FINDINGS!**





Fort William





Benbecula





Tullibody





Livingston



Investigator Interview



Before getting started:

1. FIND SOMEONE TO INTERVIEW.

This could be someone at home, in school or in your community. As you'll be talking about changes in the community, it might be a good idea to speak to someone who has lived there for some time.

2. EXPLAIN WHY YOU'D LIKE TO INTERVIEW THEM.

Remember to let them know that you are a Member of Children's Parliament and your role in the Climate Assembly project.

3. ARRANGE A GOOD TIME FOR YOU TO TALK.

This could be in-person or maybe on the phone.

WHAT YOU WILL NEED:



Pen



Investigator Interview Template

Top tip: It's nice to make eye contact with the person you are speaking with, so they know you are listening. A smile also helps to make them feel comfortable!

QUESTIONS

Do you think climate change has an impact on our community and the people who live here? Why?

What are you doing to tackle climate change?



Now it's time for your own questions! What else would you like to know? Once you finished your interview, thank the person for their time. Keep hold of your notes to share with us on the third call.

What are we as a community already doing well to tackle climate change?



What else could we do to tackle climate change?

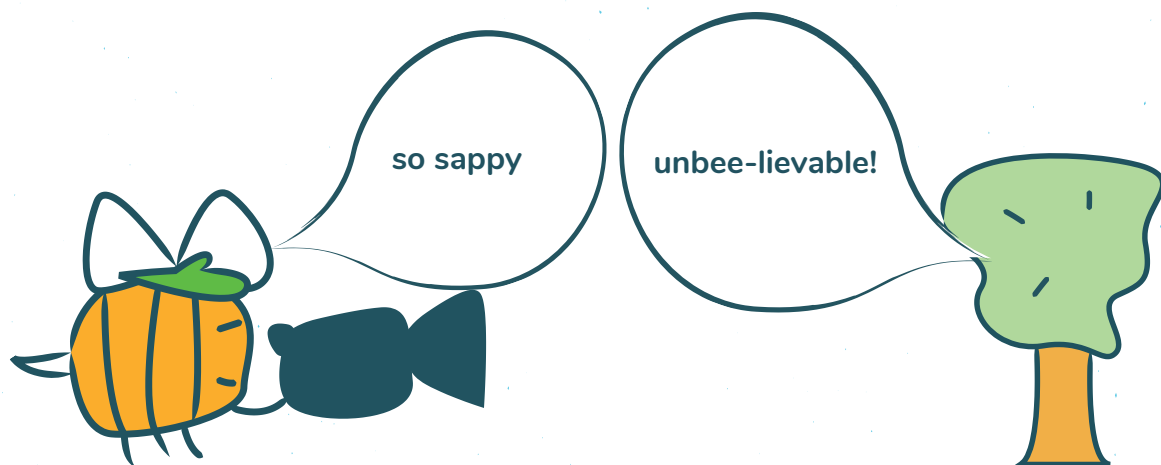


Who could help you to tackle climate change in our community?

Thinking about tackling climate change, what is your dream vision for our community?



FILM CHALLENGE NO.2



In this second film challenge we want you to tell the adults in the Climate Assembly what you have found out about how climate change impacts your communities in Scotland. We'd also like you to tell them about your vision for the future.



How does climate change affect your and other children's communities already?



Is Scotland doing enough to tackle climate change? Why do you think this?



What changes would you and other children like to see? What else needs to be done to tackle climate change?



What kind of Scotland do children want for the future?

Send to Katie at katie@childrensparliament.org.uk
by Friday 27th November 2020.